

# Auténtico

## Online Resources Guide



Your guide to easily locate and use a wide variety of online resources in your **Auténtico** program as well as customize your content and course.

## Table of Contents

<b>Workbooks</b> .....	<b>3</b>
Core Workbook.....	4
Guided Workbook.....	5
Literacy Skills Workbook.....	6
Authentic Resource Workbook.....	7
<b>Writing, Audio, and Video Activities</b> .....	<b>8</b>
Video Communication Activities – Videohistorias.....	9
Communication Activities – Writing and Audio.....	10
Communication Activities – Audio and Video Files.....	11
Communication Activities – Practice Tests.....	12
<b>Videos</b> .....	<b>13</b>
Videocultura (scripts and answer keys included).....	14
Videohistorias (scripts and answer keys included).....	15
Authentic Resource Videos (scripts and answer keys included).....	16
GramActiva Videos.....	17
Grammar Tutorial Videos .....	17
Animated Verb Videos .....	17
<b>Assessments</b> .....	<b>18</b>
Pruebas .....	19
Examen del capítulo.....	20
Examen del capítulo – Audio Files.....	21
<b>Customizing Auténtico on Realize®</b> .....	<b>22</b>
Customizing Using Download/Upload.....	23
Customizing Using Links.....	25
<b>My Savvas Training</b> .....	<b>27</b>

# WORKBOOKS

## Core Workbook

The Core Workbook is available in digital, printable, fillable and editable versions. The Core Workbook provides practice opportunities that build vocabulary and grammar awareness for on-level students.

## Guided Workbook

The Guided Workbook is available in digital, printable, fillable and editable versions. The Guided Workbook helps all students acquire vocabulary and grammar to develop language proficiency with leveled practice activities to support differentiated learning, simplified explanations of the grammar, step-by-step guided practice and progression to on-level and open-ended use of the language.


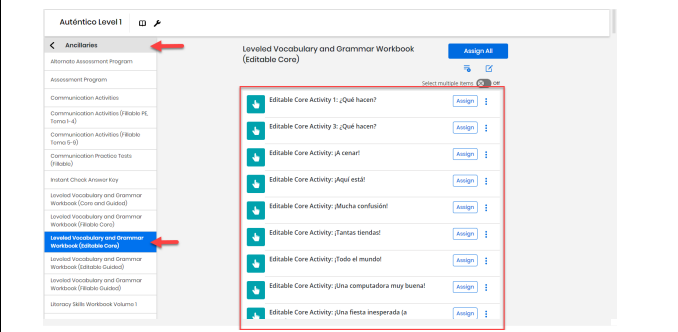
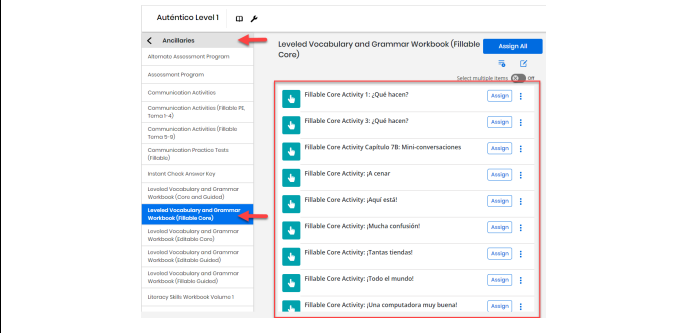
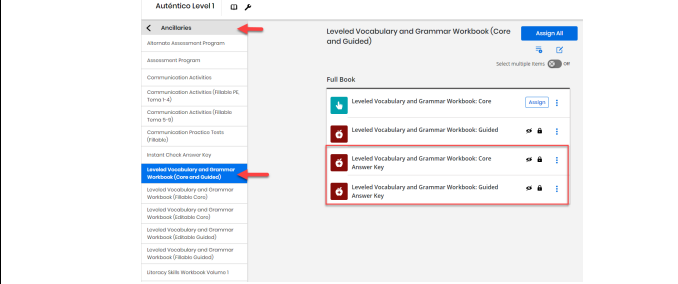
## Literacy Skills Workbook

Two to three Informational and authentic readings per Tema with supporting vocabulary comprehension and application activities. Thematically linked readings and skills-based, standards-based practice activities.

## Authentic Resources Workbook

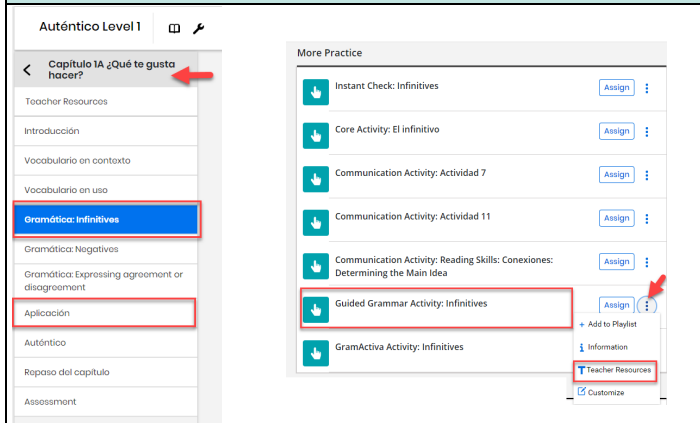
Two pages of activities for every authentic resource (video, audio, and reading selections) in the Authentic Resources Library on Realize focusing attention on key elements of the video, audio, or text while checking comprehension. These activities grow reading, writing, speaking, and listening skills utilizing authentic situations and resources while fostering development of interpersonal, interpretive, and presentational modes of communication.

## Core Workbook

Digital and Printable Version	
	<p>From the Table of Contents, click on the desired chapter.</p> <p>Click “Vocabulario in Contexto” OR “Gramática”.</p> <p>Click “Core Activity”. For printable version, click the ellipsis and select “Teacher Resources”.</p>
Editable Version	
	<p>From the Table of Contents, click “Ancillaries”.</p> <p>Scroll down and click “Leveled Vocabulary and Grammar Workbook (Editable Core)”.</p> <p>Scroll to select the activity (it will help to know the name, they are in alphabetical order). Download to edit (upper right corner of screen).</p>
Fillable Version	
	<p>From the Table of Contents, click “Ancillaries”.</p> <p>Scroll down and click “Leveled Vocabulary and Grammar Workbook (Fillable Core)”.</p> <p>Scroll to select the activity (it will help to know the name, they are in alphabetical order). Download to fill (upper right corner of screen).</p>
Answer Key	
	<p>From the Table of Contents, click “Ancillaries”.</p> <p>Scroll down and click “Leveled Vocabulary and Grammar Workbook (Core and Guided)”.</p> <p>Scroll down and click “Leveled Vocabulary and Grammar Workbook: Core Answer Key”.</p>

# Guided Workbook

## Digital and Printable Version



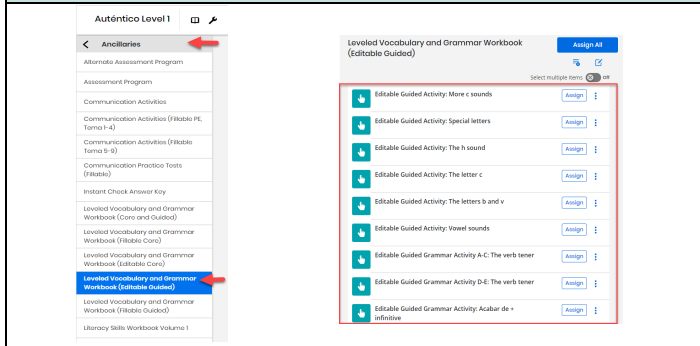
From the Table of Contents, click on the desired chapter .

Click “Gramática” OR “Aplicación”.

Click “Guided Activity”.

For printable version, click the ellipsis and select “Teacher Resources”.

## Editable Version



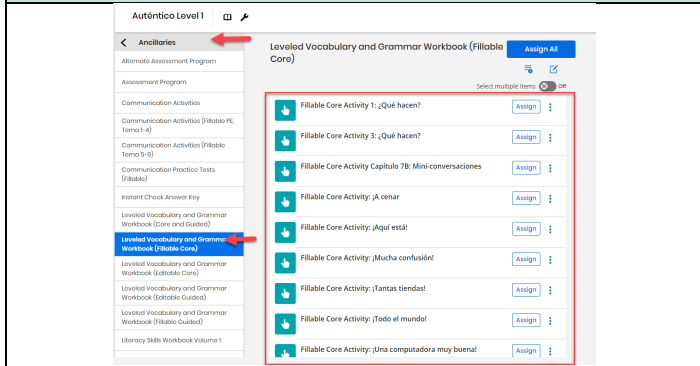
From the Table of Contents, click “Ancillaries”.

Scroll down and click “Leveled Vocabulary and Grammar Workbook (Editable Guided)”.

Scroll to select the activity (it will help to know the name, they are in alphabetical order).

Download to edit (upper right corner of screen).

## Fillable Version



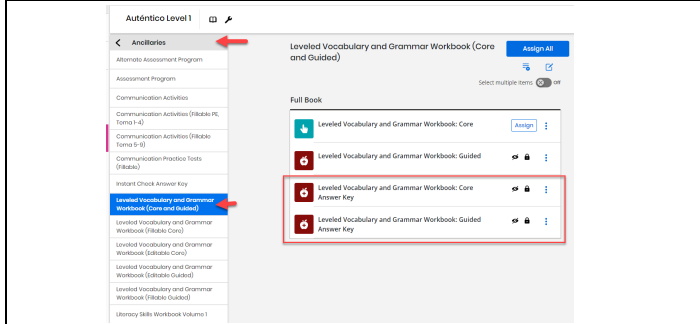
From the Table of Contents, click “Ancillaries”

Scroll down and click “Leveled Vocabulary and Grammar Workbook (Fillable Guided)”.

Scroll to select the activity (it will help to know the name, they are in alphabetical order).

Download to fill (upper right corner of screen).

## Answer Key



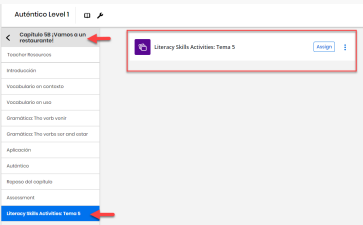
From the Table of Contents, click “Ancillaries”

Scroll down and click “Leveled Vocabulary and Grammar Workbook (Core and Guided)”.

Scroll down and click “Leveled Vocabulary and Grammar Workbook: Guided Answer Key”.

# Literacy Skills Workbook

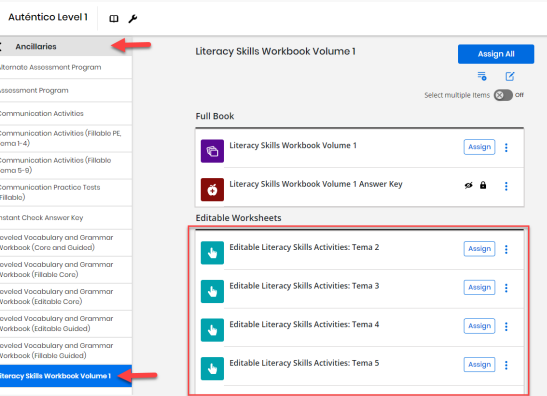
## Printable Version



From the Table of Contents, click on the “B” chapter option. (example: Capítulo 5B)

Click “Literacy Skills Activities: Tema [x]”.  
Download to print (upper right corner of screen).

## Editable Version

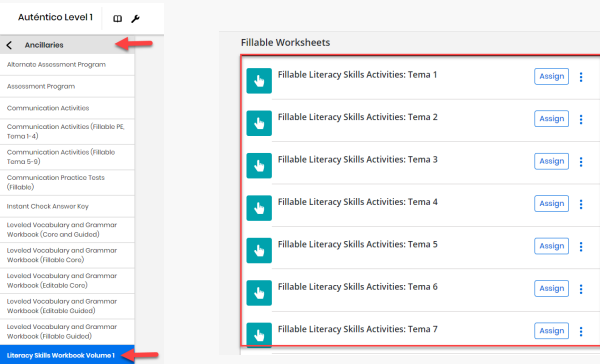


From the Table of Contents, click “Ancillaries”.

Scroll down and click “Literacy Skills Workbook Volume 1”.

Scroll to Editable Worksheets to select the Editable Literacy Skills activity for the Tema.  
Download to edit (upper right corner of screen).

## Fillable Version



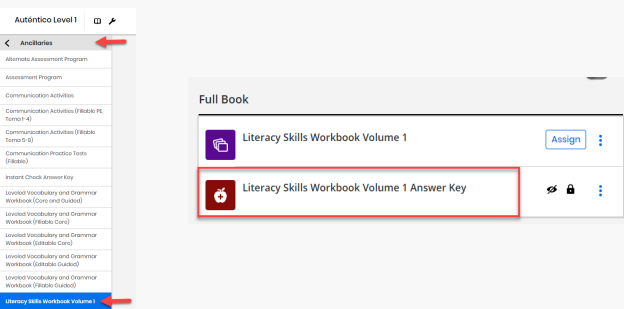
From the Table of Contents, click “Ancillaries”.

Click Literacy Skills Workbook Volume 1

Scroll to Fillable Worksheets.

Scroll to select the Fillable Literacy Skill activity for the Tema. Download to fill (upper right corner of screen).

## Answer Key



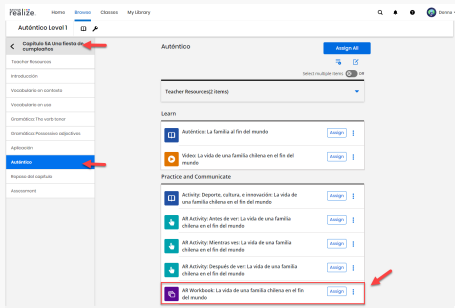
From the Table of Contents, click “Ancillaries”.

Scroll to select “Literacy Skills Workbook Volume 1”.

Select “Literacy Skills Workbook Volume 1 Answer Key”.

# Authentic Resources Workbook

## Printable Version



From the Table of Contents, click on the chapter option.

Click the Auténtico option.

Click “AR Workbook”.  
Download to print.

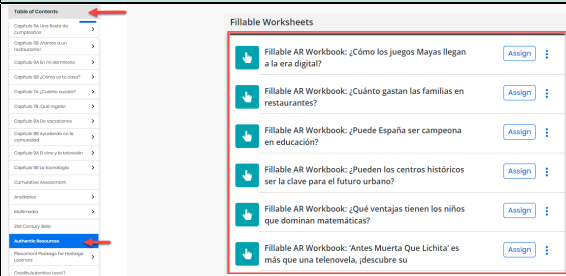
## Editable Version



From the Table of Contents, scroll down and click the “Authentic Resources” option.

Scroll to Editable Worksheets to find the activity (it will help to know the name; they are in alphabetical order).  
Download to edit (upper right corner of screen).

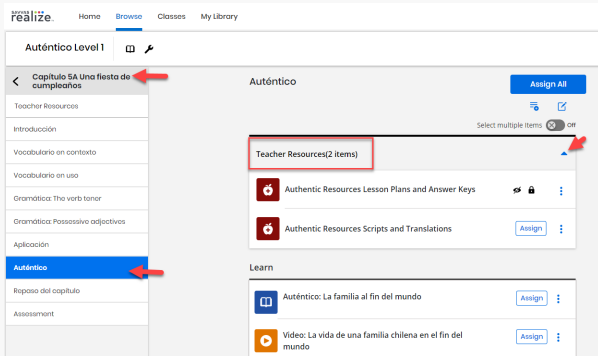
## Fillable Version



From the Table of Contents, click the “Authentic Resources” option.

Scroll to Fillable Worksheets to find the activity (it will help to know the name; they are in alphabetical order).  
Download to fill (upper right corner of screen).

## Lesson Plans, Answer Keys, Scripts and Translations



From the Table of Contents, click on the chapter option.

Scroll to find the Auténtico option for the chapter.  
Click “Teacher Resources” on the option.

Click on “Authentic Resources Lesson Plans and Answer Keys” or  
“Authentic Resources Scripts and Translations”.

# WRITING, AUDIO, AND VIDEO ACTIVITIES

## Video Communication Activities - Videohistorias

Videohistorias provide real-life scenarios that model language usage and activities that check for understanding. Teens are from various Spanish-speaking backgrounds located in places such as Chicago, New York, Miami, San Antonio and others. Each Videohistoria has associated communication activities which are found in the Vocabulario in Contexto option.

## Communication Activities – Writing and Audio

The Communication Activities focus on the communication skills of listening, reading, and writing. It includes student response sheets for audio and video activities, expanded writing activities and thematic Spanish or English readings with test questions. Audio and video are embedded within the platform or files are available separately.

## Communication Activities – Audio and Video Files

The Communication Activities focus on the communication skills of listening, reading, and writing. They include student response sheets for audio and video activities, expanded writing activities and thematic Spanish or English readings with test questions. Audio and video are embedded within the platform or files are available separately and can be downloaded to use offline.

## Communication Activities – Practice Tests

Practice tests provide opportunities for students to see where they are prior to taking the communication assessment and are a great tool for those students needing extra practice. They focus on the communication skills of listening, reading, and writing. There are thematic Spanish or English readings with test questions. These assessments are located both within each chapter option (“Assessment”) and in the Ancillaries option in the Table of Contents. There are digital, printable and fillable versions.



## Video Communication Activities - Videohistorias

### Digital and Printable Version

The screenshot shows the 'Auténtico Level 1' interface. On the left is a 'Table of Contents' with 'Capítulo 5A Una fiesta de cumpleaños' highlighted. On the right is a 'More Practice' list containing various activities. The 'Communication Activity: Video: Antes de ver el video' is highlighted with a red box and a red arrow pointing to its 'Assign' button.

From the Table of Contents, click on the chapter option.

Click “Vocabulario in Contexto”.

Click “Communication Activity: Video.”.

For printable version, click “More and “Teacher Resources”. Click on “Printable Communication Activity” to access. Download to print (upper right corner of screen).

### Fillable Version

The screenshot shows the 'Table of Contents' on the left with 'Ancillaries' highlighted. The main area displays a list of 'Fillable Communication Activities'. The 'Fillable Communication Activity: Capitulo 5A Video: Antes de ver el video' is highlighted with a red box and a red arrow pointing to its 'Assign' button.

From the Table of Contents, click “Ancillaries”.

Scroll down and click “Communication Activities”.

Scroll to select the video activity.

Download to fill (upper right corner of screen).

### Answer Key

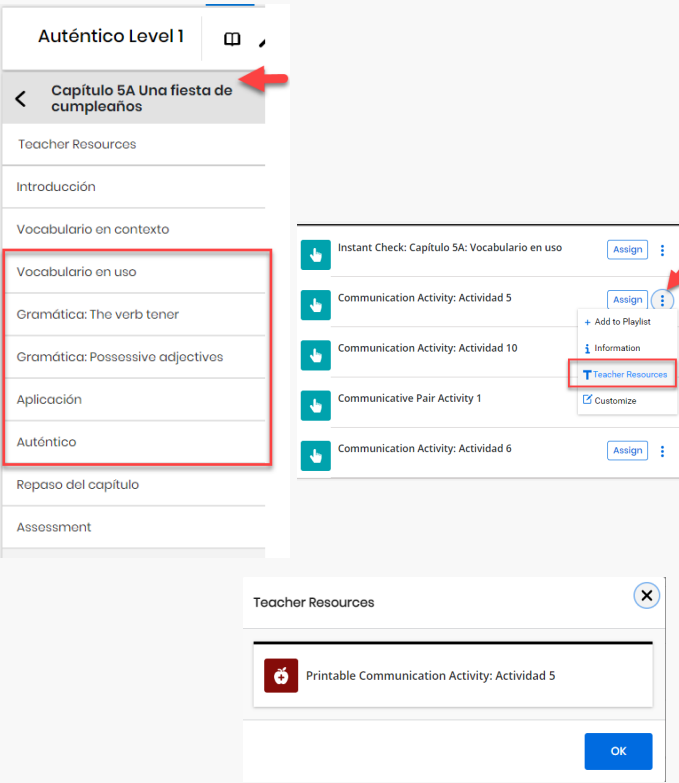
The screenshot shows the 'Table of Contents' on the left with 'Ancillaries' highlighted. The main area displays the 'Communication Activities' section. The 'Communication Activities Answer Key' is highlighted with a red box and a red arrow pointing to its 'Assign' button.

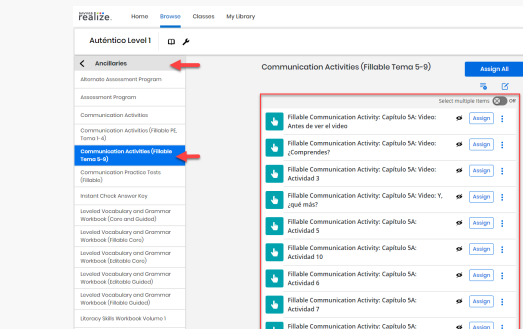
From the Table of Contents, click “Ancillaries”

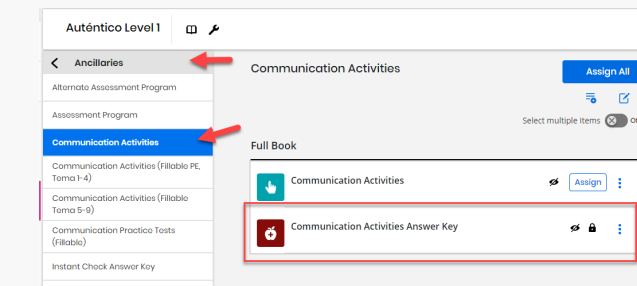
Scroll down and click the “Communication Activities” option.

Scroll down and click “Communication Activities Answer Key”.

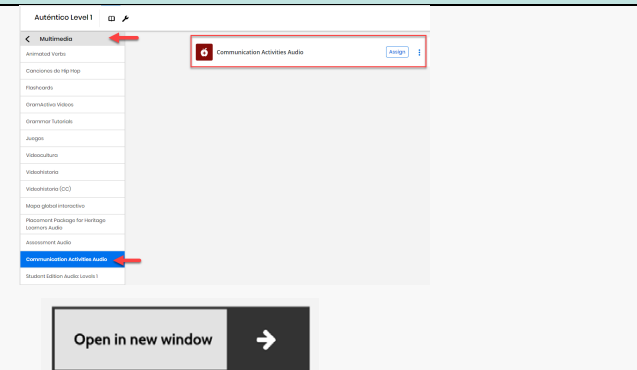
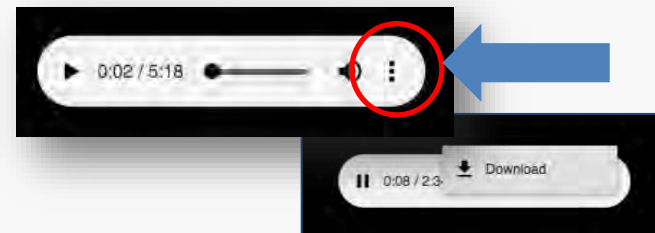
## Communication Activities – Writing and Audio

Digital and Printable Version	
	<p>From the Table of Contents, click on the chapter option.</p> <p>Writing and audio communication practice activities are located in each of the following options:</p> <ul style="list-style-type: none"> <li>• Vocabulario in Uso</li> <li>• Gramática</li> <li>• Aplicación</li> <li>• Auténtico.</li> </ul> <p>The icons on the left of the activity indicate audio or writing activity.</p> <p>For the printable version, click the ellipsis and select "Teacher Resources". Click on "Printable Communication Activity" to access. Download to print (upper right corner of screen).</p>

Fillable Version	
	<p>From the Table of Contents, click "Ancillaries".</p> <p>Scroll down and click "Communication Activities".</p> <p>Scroll to select the activity.</p> <p>Download to fill (upper right corner of screen).</p>

Answer Key	
	<p>From the Table of Contents, click "Ancillaries"</p> <p>Scroll down and click the "Communication Activities" option.</p> <p>Scroll down and click "Communication Activities Answer Key".</p>

## Communication Activities – Audio and Video Files

Digital and Downloadable Version	
 <p><b>Communication Activities Audio: Level 1, A, B</b></p> <p><a href="#">Para empezar: Communication Activity: Actividad 1</a>  <a href="#">Para empezar: Communication Activity: Actividad 2</a>  <a href="#">Para empezar: Communication Activity: Actividad 3</a>  <a href="#">Para empezar: Communication Activity: Actividad 4</a>  <a href="#">Para empezar: Communication Activity: Actividad 5</a>  <a href="#">Capítulo 1A: Communication Activities: Video Activities</a>  <a href="#">Capítulo 1A: Communication Activity: Actividad 6</a>  <a href="#">Capítulo 1A: Communication Activity: Actividad 7</a>  <a href="#">Capítulo 1A: Communication Activity: Actividad 8</a>  <a href="#">Capítulo 1A: Communication Activity: Actividad 9</a>  <a href="#">Capítulo 1A: Communication 1PA: ¿Qué te gusta hacer?</a></p> 	<p>From the Table of Contents, click on the “Multimedia” option.</p> <p>Click on the “Communication Activities Audio” option.</p> <p>Click the arrow on “Open in a new window”.</p> <p>Click on the link to play the file.</p> <p>Click the 3 dots on the right side to show the “Download” command.</p> <p>Click “Download” to download the file to your computer.</p>

## Communication Activities – Practice Tests

### Digital and Printable Version

The screenshot shows the Realize interface for 'Auténtico Level 1'. On the left, a table of contents lists various activities, with 'Assessment' highlighted in blue at the bottom. The main area displays 'Assessment' for 'Capítulo 5A Una fiesta de cumpleaños'. A dropdown menu is open, showing options: 'Assign', 'Add to Playlist', 'Information', 'Teacher Resources' (highlighted with a red box), and 'Customize'. Below the menu, there are 'Teacher Resources' and a 'Printable Communication Practice Test: Holidays in the Hispanic World' option with an 'OK' button.

From the Table of Contents, click on the chapter option.

Click on the “Assessment” option.

Click on the “Communication Practice Test”.

For the printable version, click the ellipsis and select "Teacher Resources". Click on “Printable Communication Practice Test” to access. Download to print (upper right corner of screen).

### Fillable Version

The screenshot shows the Realize interface for 'Auténtico Level 1'. On the left, a table of contents lists various activities, with 'Communication Practice Tests (Fillable)' highlighted in blue. The main area displays 'Communication Practice Tests (Fillable)'. A list of activities is shown, with the first few items highlighted in red: 'Fillable Communication Practice Test: Friendship Among Latin Americans', 'Fillable Communication Practice Test: ¡Hola! Me llamo Pedro.', 'Fillable Communication Practice Test: The High-School Experience in Latin America', 'Fillable Communication Practice Test: Mi día escolar', 'Fillable Communication Practice Test: The Hidden Corn: A Mayan Legend', 'Fillable Communication Practice Test: Pizza, ensaladas y ... helado de fresas', 'Fillable Communication Practice Test: Aztec Games and Rituals', 'Fillable Communication Practice Test: Una conversación difícil', and 'Fillable Communication Practice Test: Holidays in the'.

From the Table of Contents, click “Ancillaries”.

Scroll down and click “Communication Practice Tests (Fillable)”.

Scroll to find the activity, they are listed by name. Click to access the fillable test.

Download to fill using the “Download” command in the upper right corner.

# VIDEOS

## Videocultura

These videos, available with English and Spanish narration, connect students with the chapter theme. Each segment concludes with an on-screen question that encourages critical thinking. Available online and embedded in the etext as well as downloadable for offline use. Available for *Auténtico* levels A/B/1 and 2.

## Videohistorias

Videohistorias provide real-life scenarios that model language usage and check for understanding. Available for all levels of *Auténtico*, these videos are embedded in the etext and can be downloaded for offline use, with both a closed-captioned (CC) version and a non-closed-caption version as well as scripts.

## Authentic Resource Videos

Connect students to the world through dynamic authentic resource videos that support each chapter theme. These videos are embedded within the etext and also located in the Multimedia option in the Table of Contents. They include scripts, lesson plans and answer keys.

## GramActiva Videos

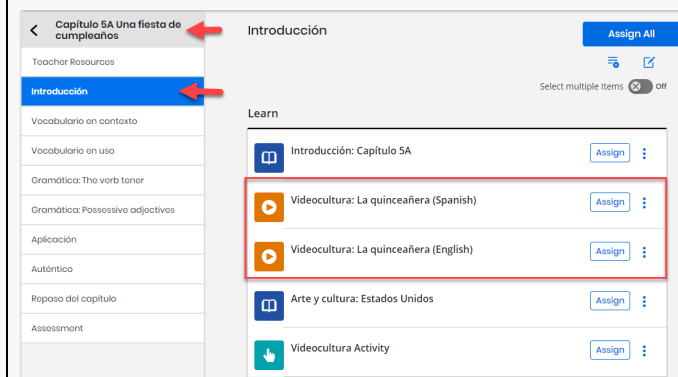
Grammar videos for each chapter provide additional vocabulary modeling for students. They are in the chapter option (Repaso del Capítulo) as well as in the Multimedia option in the Table of Contents.

## Animated Verbs Videos

These videos provide tutorials in addition to the written explanation in the textbook. They are in the chapter option (Repaso del Capítulo) as well as in the Multimedia option in the Table of Contents.

## Videocultura

### Full Screen & Downloadable



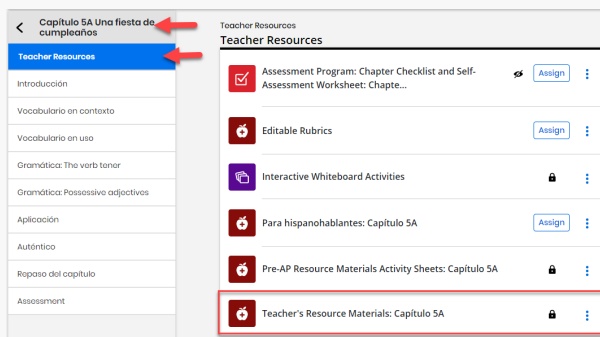
From the Table of Contents, click on the chapter option.

Click the “Introducción” option.

Click on the Spanish or English version to play the video. In the right corner of the screen, there is a download option.

*Note: Videoculturas are also located in the Multimedia option.*

### Scripts and Answer Keys



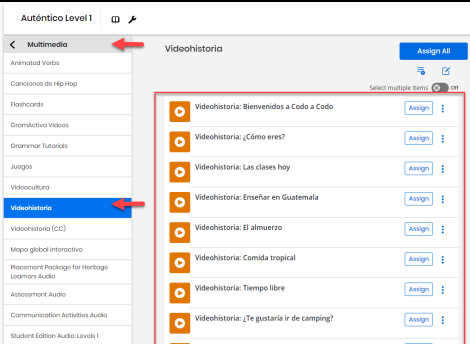
From the Table of Contents, click on the chapter option.

Click on "Teacher Resources".

Select “Teacher Resource Materials”. Scroll to find the Videocultura scripts in English and Spanish as well as the answer key.

## Videohistorias

### Full Screen

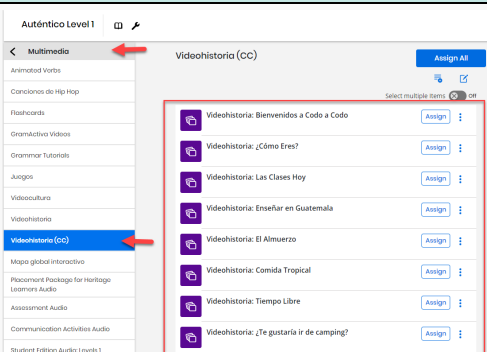


From the Table of Contents, click on the “Multimedia” option.

Click the “Videohistoria” option.

Find the video by name. Click to play. In the right upper corner of the screen, there is a download option.

### Downloadable and Closed Captioned

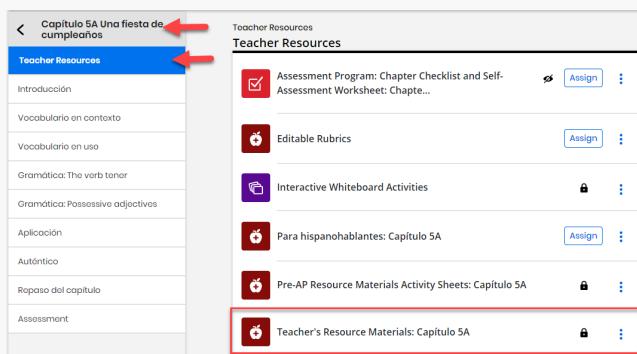


From the Table of Contents, click on the “Multimedia” option.

Click the “Videohistoria (CC)” option.

Find the video by name. Note that the video must be downloaded in order to enable closed captioning

### Scripts and Answer Keys



From the Table of Contents, click on the chapter option.

Click on “Teacher Resources”.

Select “Teacher Resource Materials”. Scroll to find the Videohistoria scripts.

## Authentic Resource Videos

### Full Screen

The screenshot shows the 'Auténtico' resource page. On the left, a sidebar lists various resources, with 'Auténtico' highlighted in blue. A red arrow points to this option. The main content area is titled 'Auténtico' and features an 'Assign All' button. Below this, there are sections for 'Teacher Resources(2 items)', 'Learn', and 'Practice and Communicate'. In the 'Learn' section, a red box highlights a video resource: 'Video: La vida de una familia chilena en el fin del mundo'. Other resources include 'Auténtico: La familia al fin del mundo', 'Activity: Deporte, cultura, e innovación: La vida de una familia chilena en el fin del mundo', and 'AR Activity: Antes de ver: La vida de una familia chilena en el fin del mundo'.

From the Table of Contents, click on the chapter option.

Click the “Auténtico” option.

Click to play the video. In the right corner of the screen, there is a download option.

*Note: Authentic Resource videos are also located in the Multimedia option.*

### Scripts and Answer Keys

The screenshot shows the 'Auténtico' resource page. On the left, a sidebar lists various resources, with 'Auténtico' highlighted in blue. A red arrow points to this option. The main content area is titled 'Auténtico' and features an 'Assign All' button. Below this, there are sections for 'Teacher Resources(2 items)' and 'Learn'. A red box highlights the 'Teacher Resources' section, which contains two items: 'Authentic Resources Lesson Plans and Answer Keys' and 'Authentic Resources Scripts and Translations'. The 'Learn' section below shows the same video resource as in the previous screenshot.

From the Table of Contents, click on the chapter option.

Click the “Auténtico” option.

On the right side of the screen, click the down arrow on “Teacher Resources”.

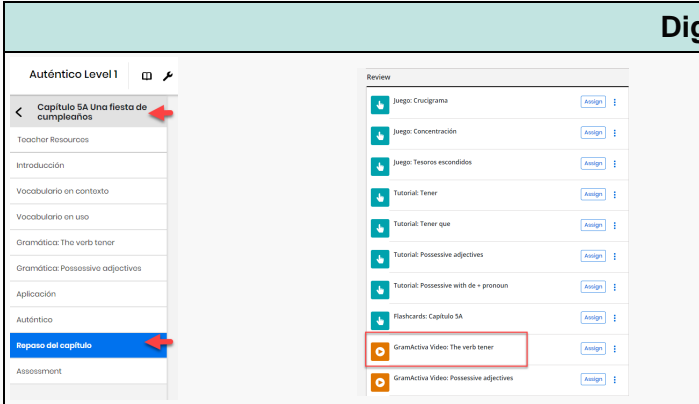
Click on “Authentic Resources Lesson Plans and Answer Keys”

or

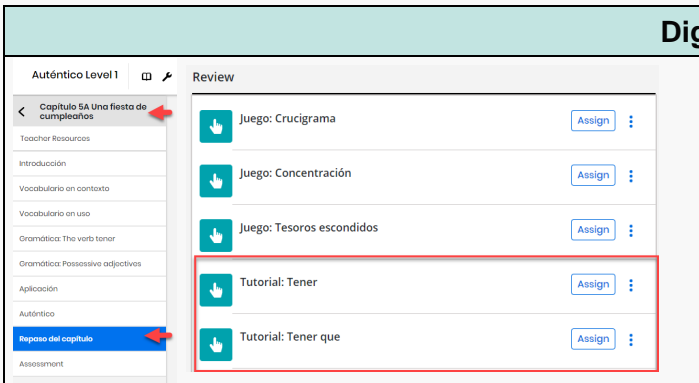
“Authentic Resources Scripts and Translations”.



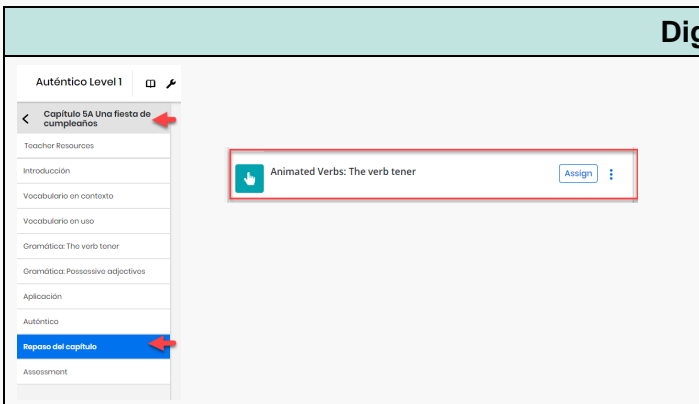
## GramActiva Videos

Digital	
	<p>From the Table of Contents, click on the chapter option.</p> <p>Click the “Repaso del Capítulo” option.</p> <p>Click to play the video.</p> <p><i>Note: GramActiva videos are also located in the Multimedia option.</i></p>

## Grammar Tutorial Videos

Digital	
	<p>From the Table of Contents, click on the chapter option.</p> <p>Click the “Repaso del Capítulo” option.</p> <p>Click to play the video.</p> <p><i>Note: Grammar Tutorial videos are also located in the Multimedia option.</i></p>

## Animated Verbs Videos

Digital	
	<p>From the Table of Contents, click on the chapter option.</p> <p>Click the “Repaso del Capítulo” option.</p> <p>Click to play the video.</p> <p><i>Note: Animated Verbs videos are also located in the Multimedia option.</i></p>

# Assessments

## Pruebas

Assessments within each chapter assess vocabulary recognition, usage, and grammar. Pruebas have digital versions within the course as well as printable and fillable versions. Answer keys are located within the Assessment Program under the Ancillaries option in the Table of Contents.

## Examen del capítulo

These are summative performance and achievement assessments at the end of each chapter. End of chapter tests assess the student for both language proficiency related to each theme as well as cultural understanding. They are embedded with the digital course and available in printable and fillable versions.

## Examen del capítulo – Audio Files

Audio files to accompany the end of chapter assessment can be downloaded for offline use. Audio files are embedded in the online version of the Examen and also located in the Multimedia option in the Table of Contents.

# Pruebas

## Digital and Printable Version

From the Table of Contents, click on the chapter option.

Pruebas are located in each of the following options:

- Vocabulario in Contexto
- Vocabulario in Uso
- Gramática

Click on “Prueba” to preview the online version.

For the printable version, click the ellipsis and select, "Teacher Resources".

Click on “Printable Prueba” to access. Download to print (upper right corner of screen).

## Fillable Version

From the Table of Contents, click the “Ancillaries” option.

Scroll down and click “Assessment Program” option. Scroll to find the activity, click to open.

Download to fill (upper right corner of screen)

## Answer Key

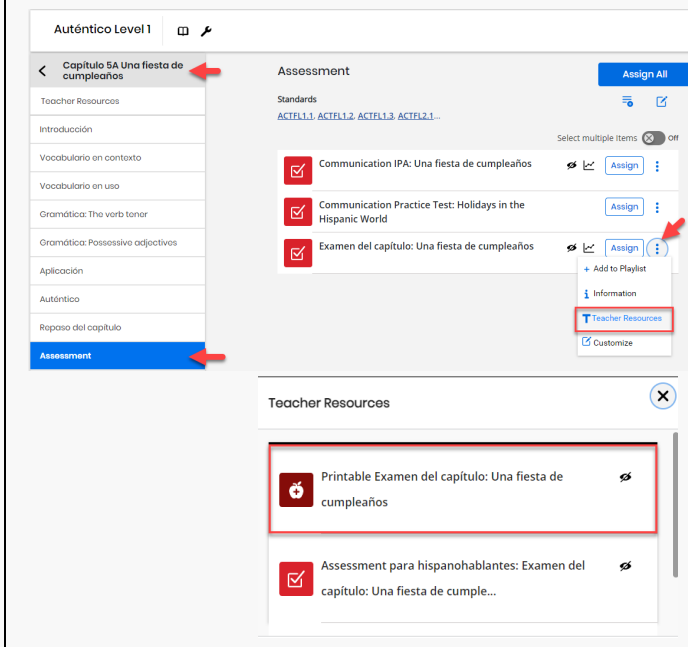
From the Table of Contents, click the “Ancillaries” option.

Scroll down and click the “Assessment Program” option.

Click “Assessment Program Answer Key”.

# Examen del capítulo

## Digital and Printable Version



From the Table of Contents, click on the chapter option.

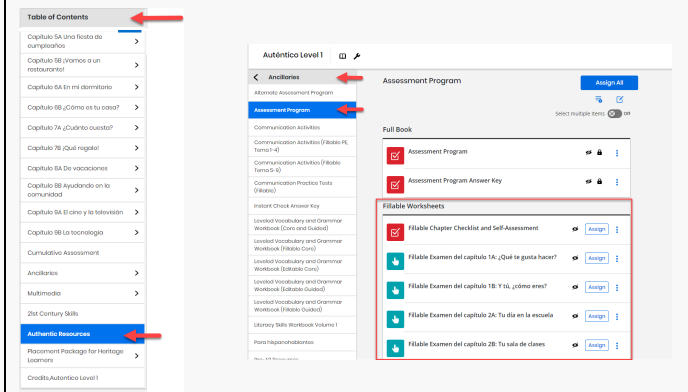
Click on the “Assessment” option.

Click on “Examen del Capítulo” to preview online version.

For the printable version, click the ellipsis and select “Teacher Resources”.

Click “Printable Examen del capítulo” to access. Download to print (upper right corner of screen).

## Fillable Version



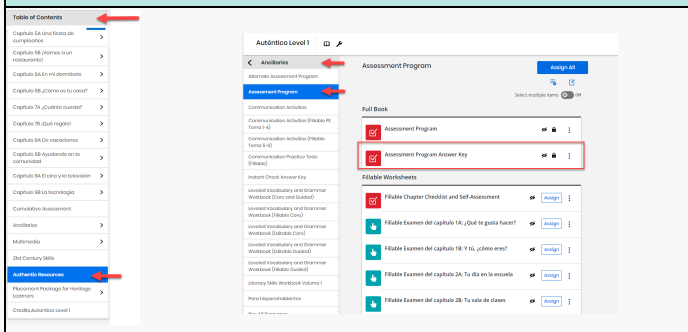
From the Table of Contents, click “Ancillaries”.

Scroll down and click the “Assessment Program” option.

Scroll to find the activity and click to open.

Download to fill (upper right corner of screen).

## Answer Key



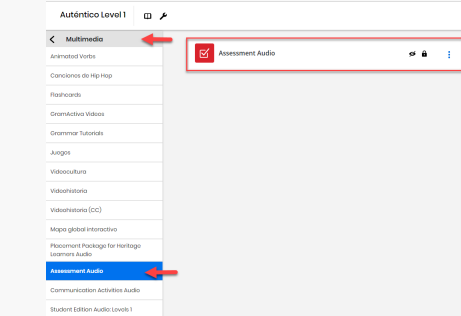
From the Table of Contents, click “Ancillaries”.

Scroll down and click the “Assessment Program” option.

Scroll down and click “Assessment Program Answer Key”.

## Examen del capítulo – Audio Files

### Digital and Downloadable Version



### Assessment Audio: Level 1, A, B

- [Placement Test](#)
- [Examen de Para empezar](#)
- [Capítulo 1A: Examen del capítulo](#)
- [Capítulo 1B: Examen del capítulo](#)
- [Capítulo 2A: Examen del capítulo](#)
- [Capítulo 2B: Examen del capítulo](#)
- [Capítulo 3A: Examen del capítulo](#)



From the Table of Contents, click on the “Multimedia” option.

Click on the “Assessment Audio” option.

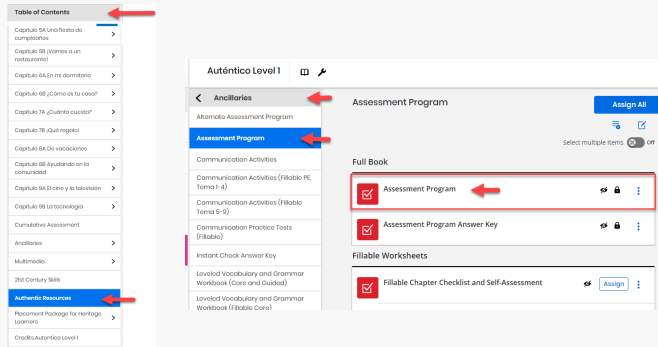
Click the arrow on “Open in a new window”.

Click on the link to play the file.

Click the 3 dots on the right side to show the “Download” command.

Click “Download” to download the file to your computer.

### Assessment Audio Scripts



**Examen del capítulo Listening Comprehension Scripts ..... T59**  
**Examen del capítulo Speaking Proficiency Scripts ..... T73**

From the Table of Contents, click “Ancillaries”.

Scroll down and click the “Assessment Program” option.

Click “Assessment Program” again.

Scroll to page 59 to find the scripts.

# Customizing *Auténtico* on Realize<sup>®</sup>

Make it your own! The Savvas Realize platform is completely customizable. You can move items, rearrange items and even add your own content.

## Customizing Using Download/Upload

Just download/upload an item to put it where it works for you.

Here's how it works:

- Locate and download the resource.
- Navigate to where you want it.
- Click “Customize” & upload.

## Customizing Using Links

Simply copy and paste a link to add the item where it works for you.

Here's how it works:

- Locate the resource.
- Copy the URL.
- Click “Customize” & paste the URL.

## Customizing Using Download/Upload

### Example: Adding Assessment Audio to Capítulo Assessment option

#### Assessment Audio: Level 1, A, B

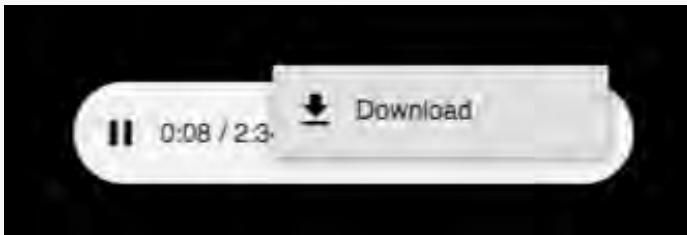
[Placement Test](#)  
[Examen de Para empezar](#)  
[Capítulo 1A: Examen del capítulo](#)  
[Capítulo 1B: Examen del capítulo](#)  
[Capítulo 2A: Examen del capítulo](#)  
[Capítulo 2B: Examen del capítulo](#)  
[Capítulo 3A: Examen del capítulo](#)  
[Capítulo 3B: Examen del capítulo](#)  
[Capítulo 4A: Examen del capítulo](#)  
[Capítulo 4B: Examen del capítulo](#)  
[Examen acumulativo I, Listening Exercise A](#)  
[Examen acumulativo I, Listening Exercise B](#)  
[Capítulo 5A: Examen del capítulo](#)  
[Capítulo 5B: Examen del capítulo](#)  
[Capítulo 6A: Examen del capítulo](#)  
[Capítulo 6B: Examen del capítulo](#)  
[Capítulo 7A: Examen del capítulo](#)  
[Capítulo 7B: Examen del capítulo](#)  
[Capítulo 8A: Examen del capítulo](#)  
[Capítulo 8B: Examen del capítulo](#)  
[Capítulo 9A: Examen del capítulo](#)  
[Capítulo 9B: Examen del capítulo](#)  
[Examen acumulativo II, Listening Exercise A](#)  
[Examen acumulativo II, Listening Exercise B](#)



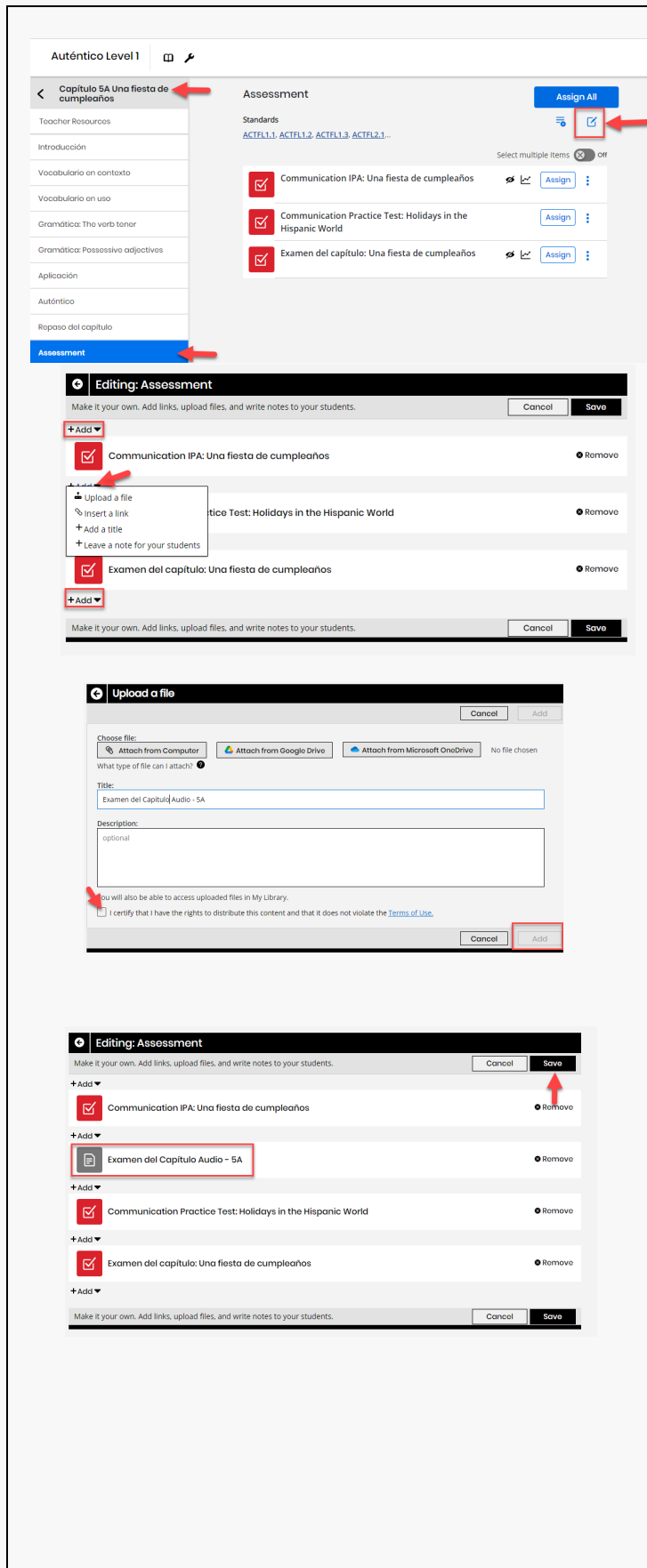
Locate the file you would like to download. For this example, we will download an assessment audio file. Note: this method will work for any downloadable item.

Click the link to the assessment audio to access the file.

Click the 3 dots on the right, then click “Download” to download the file.



Click “Download”.



Navigate to where you would like to place the item. For this example, the assessment audio will be placed in the Assessment option for the chapter. Click the Edit icon in the upper right section of page

Locate where the file should be placed and click “Add” at that location.

Click “Upload a file”

Select where you would like to add the file from (Attach from Computer, Google Drive or OneDrive) and find your downloaded file.

Give your file a title. In this example, we added the title “Examen del Capítulo Audio – 5A”.

Use the checkbox to verify that you have rights to the file.

Click “Add”

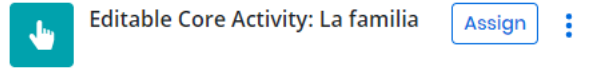
You will see where your file has been added.

Click “Save”.



## Customizing Using Links

### Example: Adding Editable Worksheet to Capítulo’s Vocabulario en Contexto option (5A)

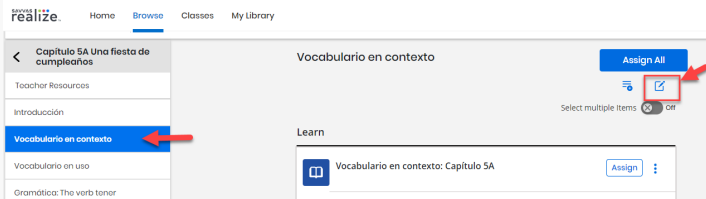


Locate the item you would like to use. For this example, we will add the Editable Core Activity (see above for help locating the file or go to Table of contents, Ancillaries, Leveled Vocabulary and Grammar Workbook, Editable Core) to the Vocabulario in Contexto option.

Click to access the file.



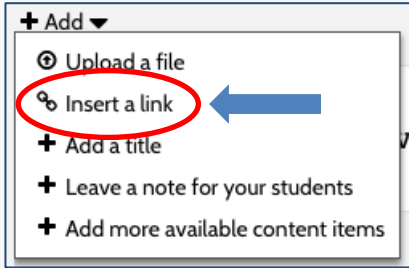
Select the web address by clicking once in the address bar. Right click, select “Copy”. Or click “Edit, Copy”



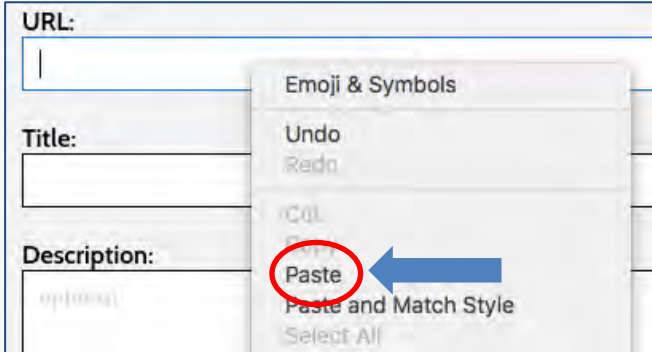
Navigate to where you would like to place the file. For this example, the Editable worksheet will be placed in the Vocabulario in Contexto option for the chapter. Click the Edit icon at top of page.



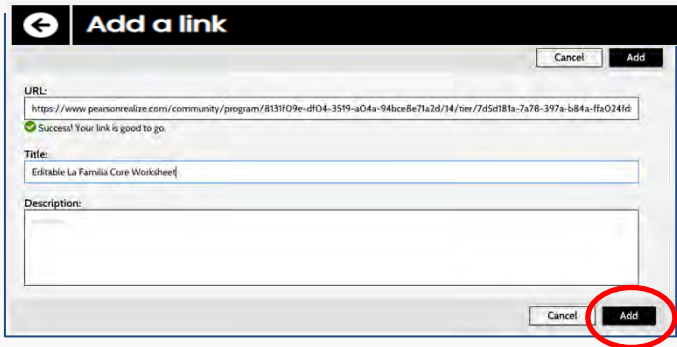
Locate where the link should be placed and click “Add” at that location.



Click “Insert a link”.

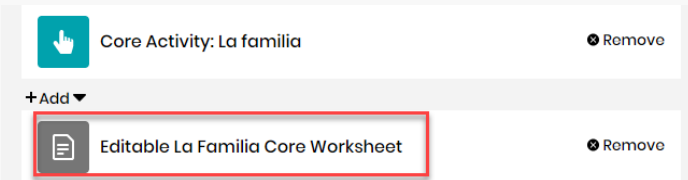


In the URL box, right click and select “Paste”. Or click “Edit, Paste”.

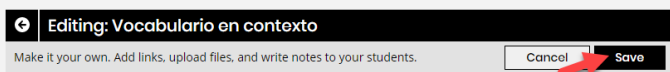


Give your link a title. In this example, we added the title “Editable La Familia Core Worksheet”.

Click “Add” at the top or bottom of the screen.



You will see where the link has been added.



Click “Save” in the top right of the screen.

## Need Additional Support? Try My Savvas Training

Visit [MySavvasTraining.com](https://www.mysavvas.com/training), your one-stop, full-service, 24-hour training website that is included as part of your training package. My Savvas Training provides comprehensive training materials and access to thousands of innovative and effective live and on-demand resources. You can access it as much as you want with no limitations. Once you register, the online training you complete will appear on your transcript.

- ❑ **On-Demand Tutorials and Printable Handouts** that offer concise, modular program training. You can start and stop at any point and focus your training time on the specific topics you need to know.
- ❑ **Live Webinars** on the topics of your choice that are self-scheduled with the option to sign up as a single participant or as a group.
- ❑ **A Live Chat feature** that connects you directly with a Training Specialist for instant answers to your questions.
- ❑ **Email Support** that conveniently puts you in touch with a Training Specialist to quickly answer your implementation questions.
- ❑ **Transcript Tracking and Reporting** that keeps a record of your completed online training and tasks.

## my SAVVAS Training

- On-Demand Tutorials and Guides
- Virtual Program Activation and Professional Learning Pathways
- Virtual Training Webinars and Workshops
- Training Transcripts and Reports
- Chat and Email Support
- [Asynchronous Program Activation](#)

